


EASTERN LUBRICANTS BLENDERS LIMITED


STATEMENT OF FINANCIAL POSITION


As at 30 JUNE 2017


		Taka in '000	
	Note(s)	30 June 2017	30 June 2016
ASSETS & PROPERTIES			
NON CURRENT ASSETS & PROPERTIES			
		10,334	10,339
Property, Plant & Equipment	4	8,667	4,871
Capital work-in-progress	5	-	4,160
Financial Assets	6	1,667	1,308
CURRENT ASSETS & PROPERTIES			
		254,481	179,309
Inventories	7	28,507	24,496
Accounts Receivables	8	126,510	36,701
Advances and Pre-payments	9	63,718	77,428
Cash and Cash Equivalents	10	35,746	40,684
TOTAL ASSETS & PROPERTIES		264,815	189,648
SHAREHOLDERS' EQUITY & LIABILITIES			
SHAREHOLDERS' EQUITY			
		142,214	111,404
Share Capital	11	9,940	9,940
Retained Earnings		131,866	101,056
General Reserve		408	408
NON CURRENT LIABILITIES			
Deferred Tax Liability	12	1,236	1,099
CURRENT LIABILITIES			
		121,365	77,145
Advance against sales	13	3,189	5,822
Creditors & Accruals	14	100,951	53,736
Unclaimed Dividend	15	1,064	788
Provision for Income Tax	16	13,327	13,890
Workers' Profit Participation & Welfare Fund	17	2,834	2,909
TOTAL SHAREHOLDERS' EQUITY & LIABILITIES		264,815	189,648
NET ASSETS VALUE PER SHARE	26	143.07	112.08

These financial statements should be read in conjunction with the annexed notes and were approved by the Board of Directors on 29 November 2017 and were signed on its behalf by:

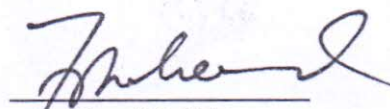

CFO & Company Secretary

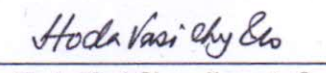

CEO & Executive Director


Director


Chairman

Chittagong,
29 November 2017


Ahmad & Akhtar
Chartered Accountants



Hoda Vasi Chowdhury & Co
Chartered Accountants






EASTERN LUBRICANTS BLENDERS LIMITED
STATEMENT OF PROFIT OR LOSS AND OTHER COMPREHENSIVE INCOME
FOR THE YEAR ENDED 30 JUNE 2017

	Note(s)	Taka in '000	
		30 June 2017	30 June 2016
Revenue	18	287,271	215,295
Direct Expenses	19	(231,328)	(161,082)
Operating Profit/(Loss)		55,943	54,213
Administrative & General Expenses	20	(1,686)	(1,360)
Trading Profit / (Loss)		54,257	52,853
Non Operating Income	21	2,432	5,317
Profit Before Contribution to WPPF and WWF and Taxation		56,689	58,170
Contribution to WPPF and Welfare Fund	17	(2,834)	(2,909)
Profit Before Taxation		53,855	55,261
Income Tax Expenses			
Current	16	(13,327)	(13,890)
Deferred	12	(137)	74
		(13,464)	(13,816)
Profit After Taxation		40,391	41,445
Other Comprehensive Income			
Unrealized Gain/ (Loss) on Market value of Financial Assets	6.1	359	(32)
Total Comprehensive Income		40,750	41,413
Earning Per Share (Basic EPS)	25	40.63	41.70


These financial statements should be read in conjunction with the annexed notes
and were approved by the Board of Directors on 9 November 2017
and were signed on its behalf by:

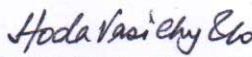

CFO & Company Secretary


CEO & Executive Director

 
Director Chairman

Chittagong,
9 November 2017


Ahmad & Akhtar
Chartered Accountants


Hoda Vasi Chowdhury & Co
Chartered Accountants







EASTERN LUBRICANTS BLENDERS LIMITED
STATEMENT OF CASH FLOW
FOR THE YEAR ENDED 30 JUNE 2017

	Note(s)	Taka in '000	
		30 June 2017	30 June 2016
CASH FLOW FROM OPERATING ACTIVITIES			
Net Cash Received from Customers & Others	7,8,13,18,21	193,250	247,454
Net Cash (Paid) to Suppliers & Others	9,14,17,19,20	(170,858)	(327,276)
Advance Income Tax paid		(17,666)	-
Net Cash Inflow / (Outflow) from Operating Activities		4,726	(79,822)
CASH FLOW FROM INVESTING ACTIVITIES			
Capital Expenditure		-	(4,160)
Net Cash Inflow / (Outflow) from Investing Activities		-	(4,160)
CASH FLOW FROM FINANCING ACTIVITIES			
Dividend paid	15	(9,664)	(2,923)
Net Cash Inflow / (Outflow) from Financing Activities		(9,664)	(2,923)
Net Increase/ (Decrease) in Cash & Cash Equivalents		(4,938)	(86,905)
Cash and Cash Equivalents at the beginning of the year	10	40,684	127,589
Cash and Cash Equivalents at the end of the year	10	35,746	40,684
Operating Cash Inflow/(Outflow) per share	27	4.75	(80.30)

These financial statements should be read in conjunction with the annexed notes
and were approved by the Board of Directors on 9 November 2017
and were signed on its behalf by:


CFO & Company Secretary


CEO & Executive Director


Director


Chairman






EASTERN LUBRICANTS BLENDERS LIMITED
STATEMENT OF CHANGES IN EQUITY
FOR THE YEAR ENDED 30 JUNE 2017


Taka in '000

Particulars	Share Capital	Retained Earning	General Reserve	Total
Balance as on 01 July 2016	9,940	101,056	408	111,404
Net Profit for the year	-	40,750	-	40,750
Cash Dividend for the 2015-2016	-	(9,940)	-	(9,940)
Balance as at 30 June 2017	9,940	131,866	408	142,214
Balance as on 01 July 2015	9,940	62,625	408	72,973
Net Profit after for the year	-	41,413	-	41,413
Cash Dividend for the year 2014-2015	-	(2,982)	-	(2,982)
Balance as at 30 June 2016	9,940	101,056	408	111,404

These financial statements should be read in conjunction with the annexed notes
and were approved by the Board of Directors on 9 November 2017
and were signed on its behalf by:


CFO & Company Secretary


CEO & Executive Director


Director


Chairman



